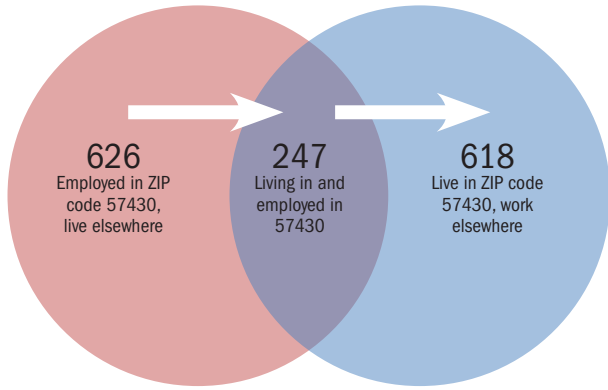
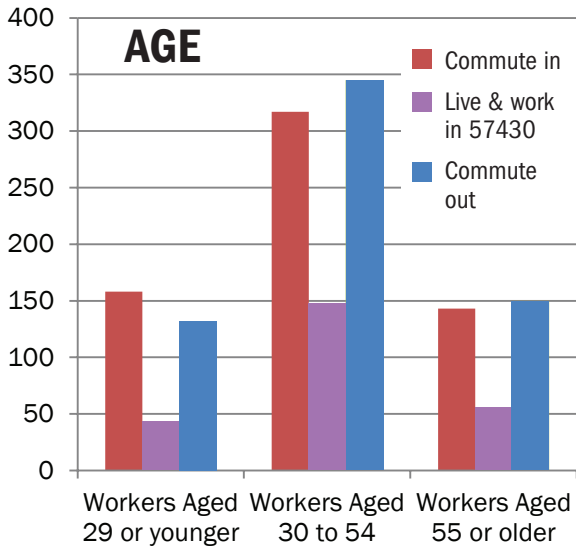


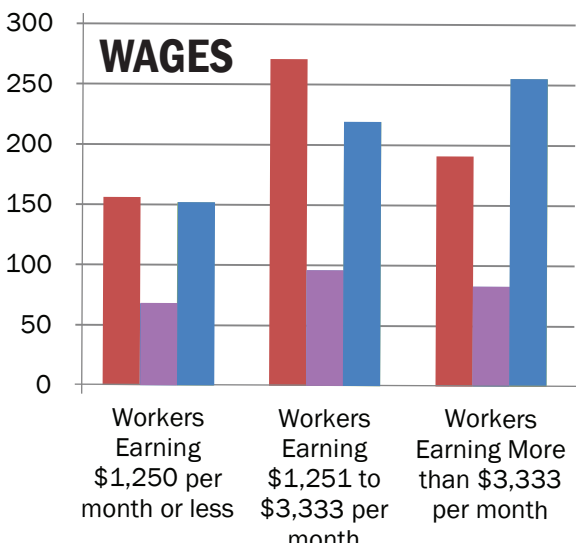
INFLOW & OUTFLOW



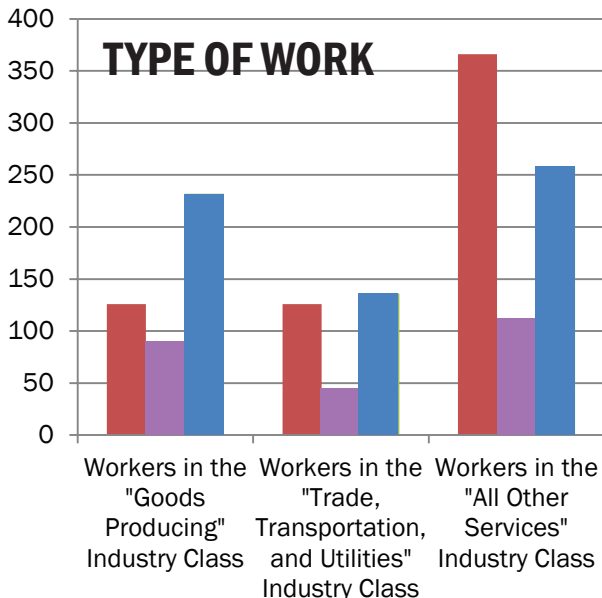
Almost equal numbers of workers commute in to ZIP code 57430 as commute out. They are both significantly larger than the number that both live and work in the ZIP code.



Most workers that stay in Britton are aged 30-54. But it is interesting to note that more workers aged 29 or younger come into Britton than go out.



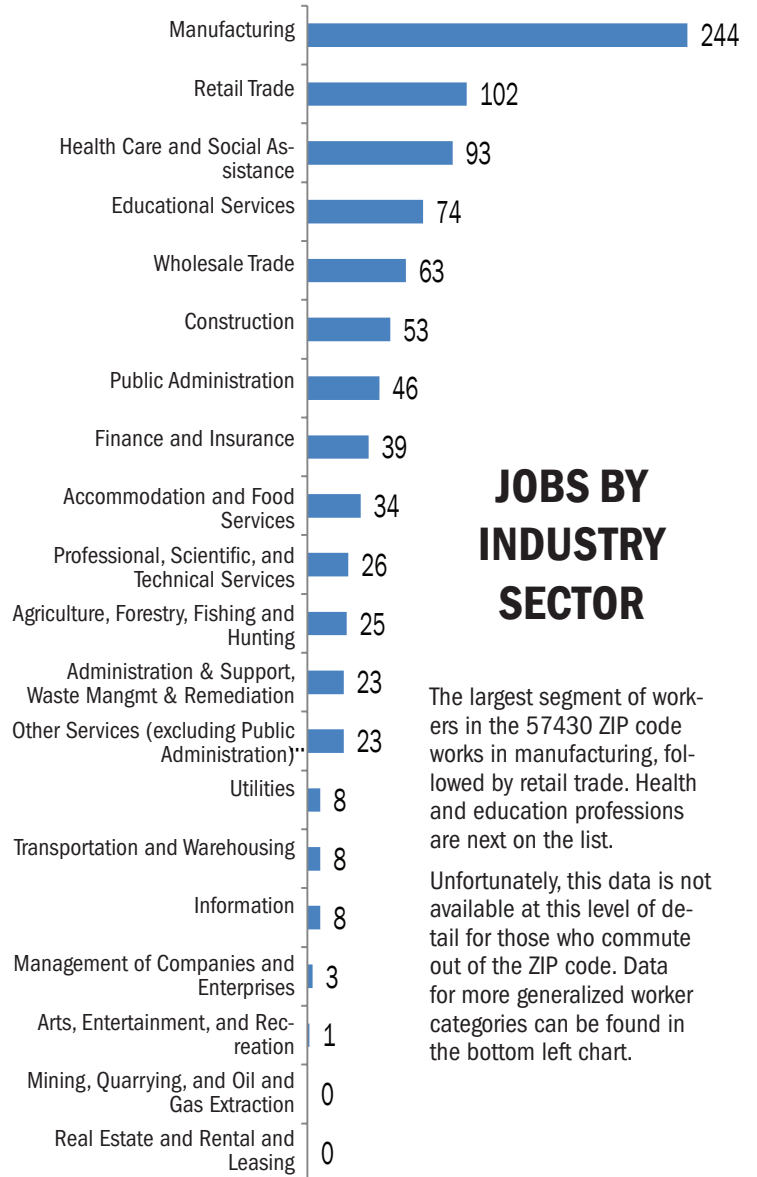
Workers earning \$1,250 per month or less are about as likely to commute in or to commute out of the 57430 ZIP code. But workers in the middle wage bracket are more likely to commute in, while high-wage workers are more likely to commute out.



Workers in the "goods producing" category head out of the ZIP code to work. Workers in the catchall category of "all other services" are more likely to commute in.

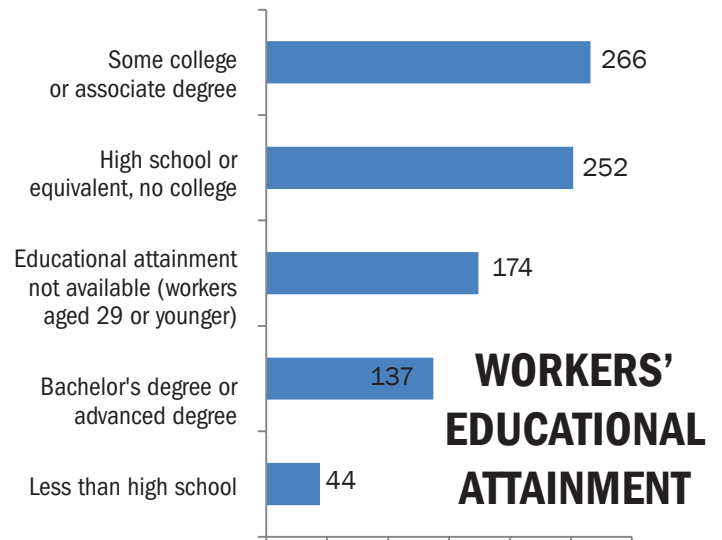
The commuters of 57430

All of this information was taken from the On the Map function of the U.S. Census Bureau. The data is from the Bureau of Labor statistics, which means that business owners are not included in this data, according to state demographer Michael McCurry.

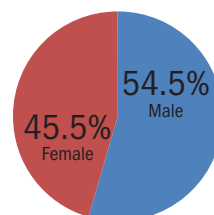


The largest segment of workers in the 57430 ZIP code works in manufacturing, followed by retail trade. Health and education professions are next on the list.

Unfortunately, this data is not available at this level of detail for those who commute out of the ZIP code. Data for more generalized worker categories can be found in the bottom left chart.



The biggest share of workers in the 57430 ZIP code has gone to some post-secondary schooling but did not yet earn a degree.



The difference between the number of men working in the ZIP code and the number of women is about 10 percent.